



600VAC Three Phase Transient Voltage Filters

RCY

Specifications

Electrical

Input Voltage:

Up to 600VAC, 3Ø, 50/60Hz.

Capacitance:

0.47 microfarads, $\pm 10\%$

Resistance:

100 or 220 ohms, $\pm 5\%$, 7 watts

Varistors:

Max. Allowable AC Voltage: 625VAC

Max. Clamping Voltage: 1650V @ 50A

Energy: 40 joules

Bleeding Resistor:

1 megohms, 1/2 watt

Power Consumption:

37 watts @ 600VAC

Physical

Mounting: Surface

Termination:

#16 Stranded Wire Leads

Packaging: Dust Cover

Weight: 12 Oz.

Ambient Temperatures

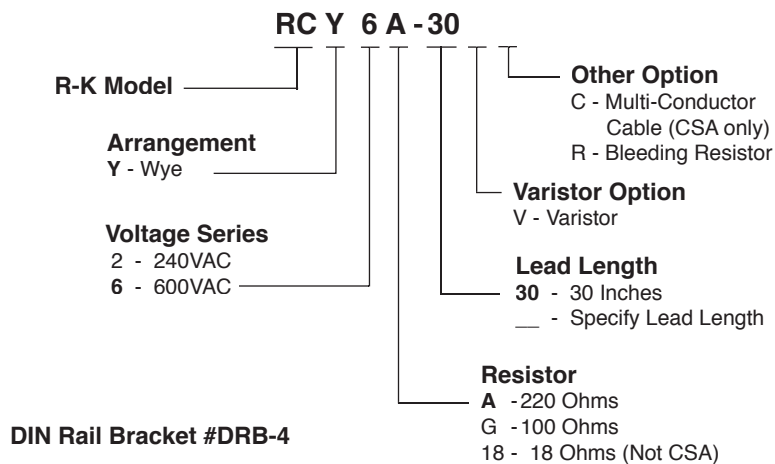
Operating: -40°C to 85°C

Storage: -40°C to 85°C

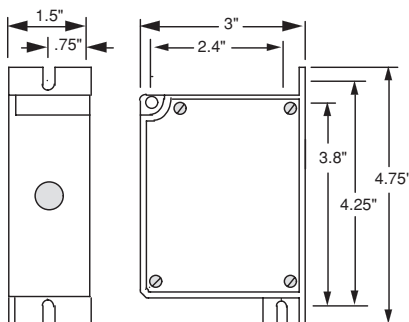


- 600 Volt Ratings
- Wye Configuration
- Three Phase (3Ø) Applications
- Varistor Option
- Bleeding Resistor Option
- Single Package
- Stranded Wire Leads

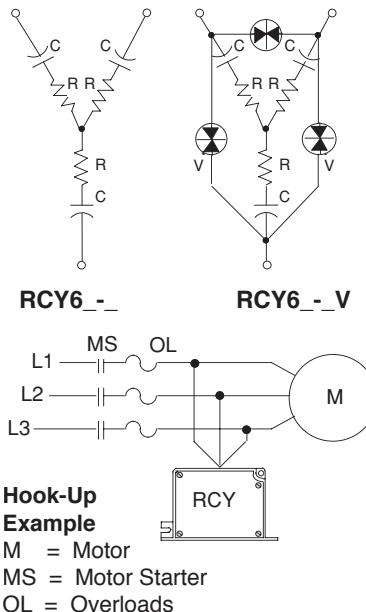
Ordering Information



Dimensions



Connections



Operation

Transient Voltage Filters

R-C networks (Resistance-Capacitance) are applied to circuits where transient electrical voltage spikes can cause a malfunction or damage in solid state controls or control systems (PLCs, CNCs, NCs, Solid State Counters, etc.). The RCY is typically applied in parallel with three phase inductive loads (motors) to absorb the transients generated when the load is disconnected from the line. It also absorbs electrical noise while the load is operating. The Varistor option provides additional protection by clamping the transients at a specific voltage level (Max. Clamping Voltage). The Bleeding Resistor allows the voltage that builds up on the capacitor in the RCY to bleed off after voltage is removed. The Bleeding Resistor is typically used in applications where the control with the RCY may be operated (tested) without the load (motor) connected.